


Innovate
Ohio
Platform

How to Log in to OSAPS

Ohio's SACWIS Alleged Perpetrator Search (OSAPS)



What is OSAPS?

The State of Ohio provides a user-friendly platform called the Ohio SACWIS AP Search (OSAPS) that will return results for:

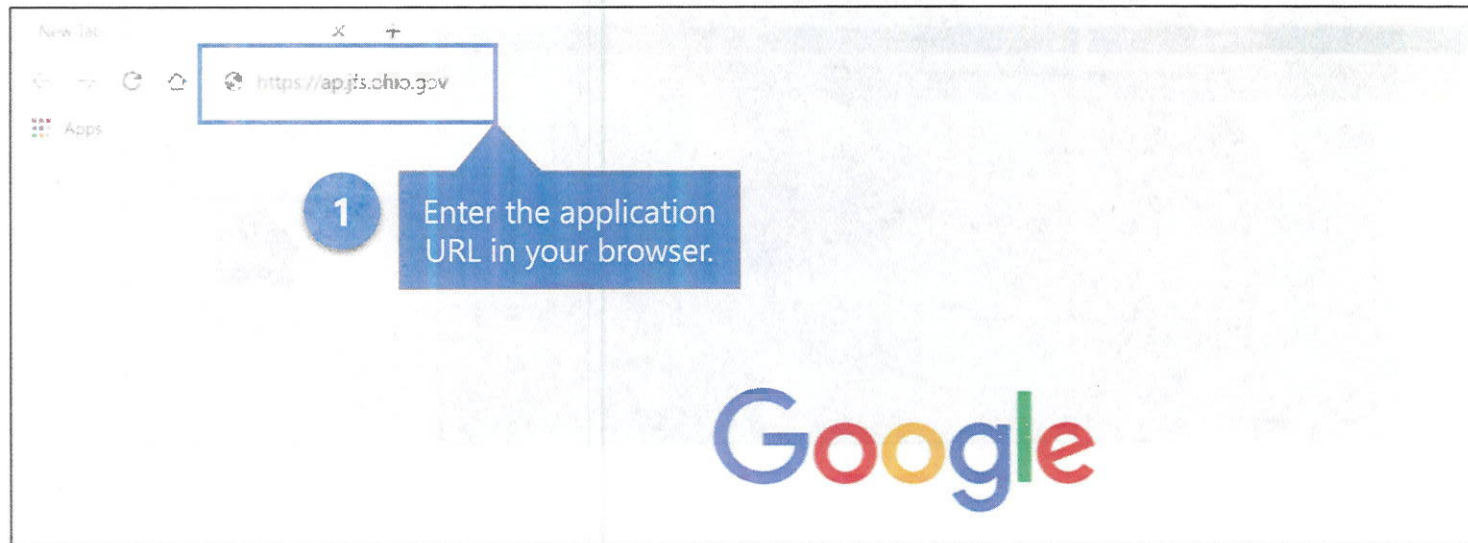
- Employees of out-of-state, children services agencies seeking Ohio child abuse or neglect information to assist with an active child protective services case, or for use in approving individuals for foster parenting and/or adoptions.
- Employees or prospective employees seeking to provide child welfare-related employment condition verifications. *(Note: This does not apply to current and prospective child care providers.)*
- Individuals who want to confirm whether they have been named as an alleged perpetrator in a report of abuse or neglect in Ohio.

For more general information, please click on the following link:

<https://jfs.ohio.gov/ocf/childprotectiveservices.stm>

How to Log in to OSAPS

Launch your web browser and enter <https://ap.jfs.ohio.gov>



Note: Chrome is the recommended web browser.

How to Log in to OSAPS

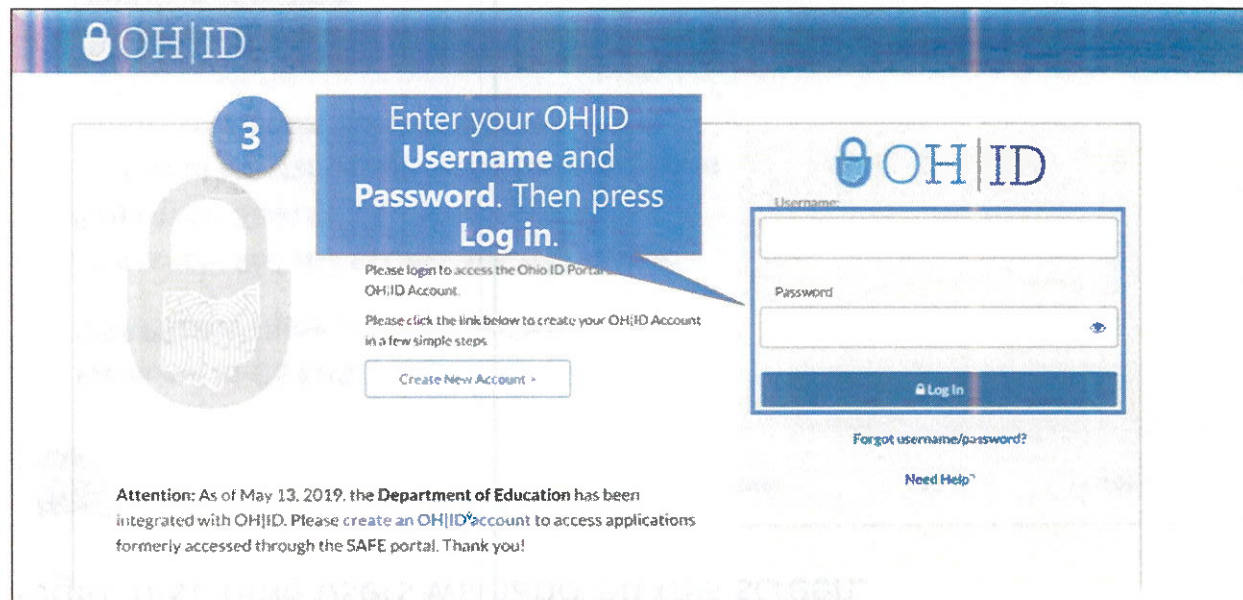
You will be taken to the OSAPS login page. Click on the **Log in from OH|ID** button.



Note: Chrome is the recommended web browser.

How to Log in to OSAPS

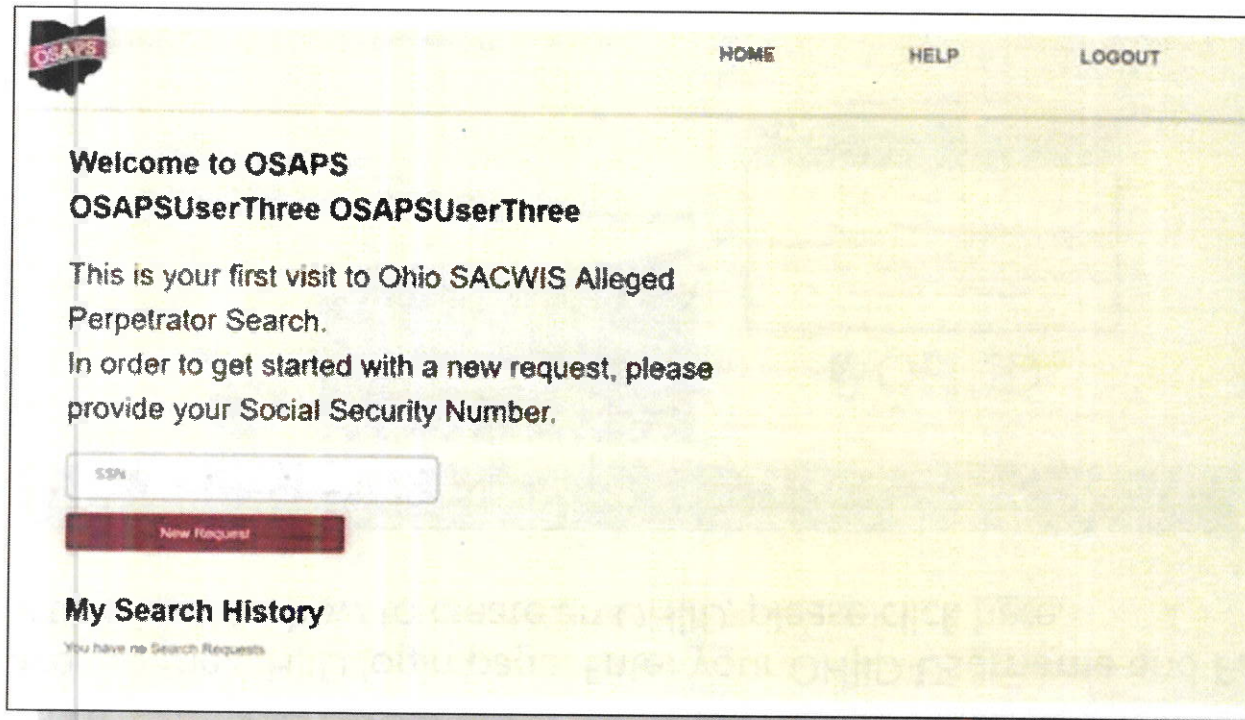
You will then be taken to the OH|ID login page. Enter your OH|ID **Username** and **Password**. Then click **Log in**. For instructions on how to create an OH|ID, please click [here](#).



Note: Chrome is the recommended web browser.

How to Log in to OSAPS

Upon successful login, first-time users will land on this screen.



The screenshot shows the OSAPS web application interface. At the top left is the OSAPS logo, which is a red outline of the state of Ohio with the text 'OSAPS' inside. To the right of the logo are three navigation links: 'HOME', 'HELP', and 'LOGOUT'. Below the navigation bar, the main content area has a yellow background. It starts with the heading 'Welcome to OSAPS' followed by the user name 'OSAPSUserThree OSAPSUserThree'. The text below reads: 'This is your first visit to Ohio SACWIS Alleged Perpetrator Search. In order to get started with a new request, please provide your Social Security Number.' There is a text input field labeled 'SSN' and a red button labeled 'New Request' below it. At the bottom of the page, there is a section titled 'My Search History' with the text 'You have no Search Requests' below it.

Note: Chrome is the recommended web browser.

How to Log in to OSAPS

If you need help or have any questions, please contact:

OSAPSRequest@jfs.ohio.gov

Phone: 614-752-1298